


moment

Mari Ohno



Details

Year	2017
Materials	test tubes, aluminium, acrylic, motors
Size	W 500 mm x L 500 mm x H 700 mm

Exhibition


Title	Blood: Life Uncut
Duration	19 - 29 October 2017
Location	Science Gallery London (London, UK)

Text

Pulses are biological reflections of our unperceivable physical and mental conditions. There are a variety of rhythms at any given moment in our bodies, depending on many factors, such as positions within the body, our activities, feelings, age, time of life, and our health conditions. The internal rhythmic clocks interact with each other through our blood circulatory system, like a traffic network. These biological rhythms may be described as the emergence of our humanity.


moment (2017) is a sound installation which considers the principle of life and time, inspired by blood as the core unit of life force. This piece presents the immensity of unperceivable rhythms in our internal body, and the complexity of these interactions in the mechanism of life, at every moment. The aim of the project is to create new life-like artefacts triggered by our actual internal rhythms, in order to examine our perception and cognition to the boundary between natural and artificial life.

The piece is a series of instrumental kinetic objects that are controlled by human pulses recorded at different moments in our daily lives. All the kinetic objects are created in different shapes to represent different moments. Although the objects consist of inanimate materials, they demonstrate life-like movements which are triggered by pre-recorded our internal rhythms. These objects play instrumental sounds in real time, showing life-like movements, through the momentum that each asymmetric structure creates. The sonic and visual outcome is orchestrated through the interaction between the objects whose rhythms are continuously changing over time.



moment, 2017

Photo: Mari Ohno



moment, 2017
Photo: Mari Ohno